



G SERIES PRECISION METERS

The High Precision Meter line is the most accurate of the FLOMEC® Turbine Meters and includes a traditional design. These meters come in a variety of sizes and fitting options including BSPP, ISO, NPT and ANSI Flange fittings.

The GSCPS in this section carries the 3A Sanitary Rating.



1) Select Your Turbine



Threaded Models



Sanitary Clamp Models



Flange Models



2) Select Your Sensor



Local Pickup Wire Lead



3) Select Your Electronic Choice

For further details and selections see the Electronics Section.

Remote Models

GA500	F Series
GG500	E Series
GX500	SC500

Local Models

GA510	F Series
GG510	E Series
GX510	SC510



4) Do You Want It Assembled?

GPI will assemble the components you choose into a single unit, configured to your request.

Contact the factory for details on Custom System Assembly.

**USE THIS AS A GUIDE – SIZES VARY BY FITTING TYPE.
(Does not apply to model GSCPS - 3A Meters)**

See Reference Section for Meter Dimensions.

Product Identifier

G = G Series Precision Turbine Meter

Fitting Type

- N** = NPT (Male)
- I** = ISO 7-1 BSPT Taper (Male)
- B** = BSPP (Male)
- F** = Flanged
- SC** = Sanitary Clamp

Shaft / Sleeve Bearing / Thrust Bearing

- T-** = Tungsten Carbide / Tungsten Carbide / Tungsten Carbide
- P-** = Stainless Steel / PTFE / Stainless Steel

Turbine Size & Flowrate

- 050S** = 1/2 in. (0.6 - 6 GPM) Low Flow - Turbine Body Only♦
- 051S** = 1/2 in. (0.8 - 6 GPM) Standard - Uses Low Drag Standard Sensor 1
- 051H** = 1/2 in. (0.8 - 6 GPM) High Temp - Turbine Body Only♦
- 075S** = 3/4 in. (1.6 - 16 GPM) Standard - Uses Standard Sensor 2
- 075H** = 3/4 in. (1.6 - 16 GPM) High Temp - Turbine Body Only♦
- 075E** = 3/4 in. (2.32 - 23 GPM) Ext-Range - Uses Standard Sensor 2
- 75EH** = 3/4 in. (2.32 - 23 GPM) Ext-Range High Temp - Turbine Body Only♦
- 100S** = 1 in. (6.7 - 67 GPM) Standard - Uses Standard Sensor 2
- 100H** = 1 in. (6.7 - 67 GPM) High Temp - Turbine Body Only♦
- 150S** = 1-1/2 in. (17.7 - 177 GPM) Standard - Uses Standard Sensor 2
- 150H** = 1-1/2 in. (17.7 - 177 GPM) High Temp - Turbine Body Only♦
- 200S** = 2 in. (33 - 330 GPM) Standard - Uses Standard Sensor 2
- 200H** = 2 in. (33 - 330 GPM) High Temp - Turbine Body Only♦
- 300S** = 3 in. (60-600 GPM) Standard - Uses Standard Sensor 2

♦ Call GPI for Sensor & Electronics

Sensor Choice

- 1** = Low Drag Standard Sensor with 12 inch Lead Wires
- 2** = Standard Sensor with 12 inch Lead Wires
- X** = No Sensor - Turbine Body Only

Electronic Choice (Local)*

Turbine Mounted

- 5** = GG510 - Standard Display
- 6** = GX510 - 4-20 mA Transmitter with Display
- 7** = GA510 - 4-20 mA Transmitter
- 8** = SC510 - Scaled Pulse Output
- X** = No Electronics - Turbine Body Only

G + **I** + **T-** + **-075S** + **2** + **-6** ← (Sample Model Number)

* Electronic Choice not available on all models.

Model GNT NPT Fitting



GNT shown here
with Local Display



For complete part number, see
"Meter Number Reference" for this section.

ACCURACY: ± 0.5%

Select Your Meter Size:

1/2 inch	1 inch	2 inch
3/4 inch	1-1/2 inch	3 inch



For Your Special Application Needs:

Model GNT HT

For High Temperatures

(This model is not available in 3 inch)



Sensor Options:

- Low Drag Pickup (1/2 in. turbines)
- Standard Pickup (3/4 to 3 in. turbines)

Electronics Options:

- GG510 (Display with Pulse Output)
- GX510 (Display with 4-20 mA Output)
- GA510 (4-20 mA Output)
- SC510 (Scaled Pulse Output)

SPECIFICATIONS

Design Type:	Turbine		
Housing Material:	316 Stainless Steel		
Meter Sizes Available:			
For GNT: NPT Taper (Male)	1/2" 3/4" 1" 1-1/2" 2" 3"		
For GBT: BSPP + (Male)	1/2" 3/4" 1" 1-1/2" 2" 3"		
For GIT: ISO Taper (Male) †	1/2" 3/4" 1" 1-1/2" 2" 3"		
For High Temperature*:	1/2" 3/4" 1" 1-1/2" 2" —		
Flow Range:	1/2" (051)	0.8 - 6.0 GPM (3.0 - 22 LPM)	
	3/4" (075)	1.6 - 16 GPM (6.0 - 60 LPM)	
	3/4" (075E)	2.3 - 23 GPM (8.7 - 87 LPM)	
	1" (100)	6.7 - 67 GPM (25.2 - 252 LPM)	
	1-1/2" (150)	17.7 - 177 GPM (67.0 - 670 LPM)	
	2" (200)	33 - 330 GPM (125.0 - 1250 LPM)	
	3" (300)	60 - 600 GPM (227.1 - 2271 LPM)	
Accuracy (Linearity):	± 0.5%		
Repeatability:	± 0.1%		
Pressure Rating:	1/2" to 2" = 5,000 PSI / 340 BAR 3" = 2,500 PSI / 170 BAR		
Operating Temperature Range:			
For Tungsten Carbide:	-100° F to +225° F (-74° C to +107° C)		
For High Temperature:	-450° F to +800° F (-268° C to +426° C)		
Typical K-Factor:	1/2" (051)	10,000 PPG / 2642 PPL	
PPG (PPL)	3/4" (075)	3,750 PPG / 991 PPL	
	3/4" (075E)	2,608 PPG / 689 PPL	
	1" (100)	896 PPG / 237 PPL	
	1-1/2" (150)	340 PPG / 90 PPL	
	2" (200)	181 PPG / 48 PPL	
	3" (300)	50 PPG / 13 PPL	
Wetted Materials:			
Housing:	316 Stainless Steel		
Sleeve Bearings:	Tungsten Carbide		
Thrust Bearing:	Tungsten Carbide		
Shaft:	Tungsten Carbide		
Rotor:	CD4MCu Stainless Steel		
Rotor Supports:	316 Stainless Steel		
Retaining Rings:	300 Series Stainless Steel		
Recommended Strainer Size:			
	1/2"	40 mesh	
	3/4"	40 mesh	
	1"	40 mesh	
	1-1/2"	18 mesh	
	2"	14 mesh	
	3"	14 mesh	
Frequency Output:	1/2" (051)	125 - 1000 Hz	
	3/4" (075)	100 - 1000 Hz	
	3/4" (075E)	100 - 1000 Hz	
	1" (100)	100 - 1000 Hz	
	1-1/2" (150)	100 - 1000 Hz	
	2" (200)	100 - 1000 Hz	
	3" (300)	50 - 500 Hz	
Calibration Report	Comes standard with G Series meters. N.I.S.T. - Certification available.		

APPROVALS



- * Requires High Temp Pickup.
- † ISO 228-1 designation is G.
- ◆ ISO 7-1 BSPT

Model GNP NPT Fitting



GNP shown here
with Local Display

For complete part number, see
"Meter Number Reference" for this section.

ACCURACY: ± 0.5%

Select Your Meter Size:

1/2 inch 1 inch 2 inch
3/4 inch 1-1/2 inch



Sensor Options:

- Low Drag Pickup (1/2 in. turbines)
- Standard Pickup (3/4 to 3 in. turbines)

Electronics Options:

- GG510 (Display with Pulse Output)
- GX510 (Display with 4-20 mA Output)
- GA510 (4-20 mA Output)
- SC510 (Scaled Pulse Output)

SPECIFICATIONS

Design Type:	Turbine	
Housing Material:	316 Stainless Steel	
Meter Sizes Available:		
For GNP: NPT (Male)	1/2" 3/4" 1" 1-1/2" 2"	
For GBP: BSPP+ (Male)	1/2" 3/4" 1" 1-1/2" 2"	
For GIP: ISO Taper (Male) ♦	1/2" 3/4" 1" 1-1/2" 2"	
Flow Range:	1/2" (050)*	0.6 - 6.0 GPM (2.2 - 22 LPM)
	1/2" (051)	0.8 - 6.0 GPM (3.0 - 22 LPM)
	3/4" (075)	1.6 - 16 GPM (6.0 - 60 LPM)
	3/4" (075E)	2.3 - 23 GPM (8.7 - 87 LPM)
	1" (100)	6.7 - 67 GPM (25.2 - 252 LPM)
	1-1/2" (150)	17.7 - 177 GPM (67.0 - 670 LPM)
	2" (200)	33 - 330 GPM (125.0 - 1250 LPM)
Accuracy (Linearity):	± 0.5%	
Repeatability:	± 0.1%	
Pressure Rating:	1/2" to 2" = 5,000 PSI / 340 BAR	
Operating Temperature Range:	-100° F to +185° F (-74° C to +85° C)	
Typical K-Factor:	1/2" (050)*	10,000 PPG / 2642 PPL
	1/2" (051)	10,000 PPG / 2642 PPL
	3/4" (075)	3,750 PPG / 991 PPL
	3/4" (075E)	2,608 PPG / 689 PPL
	1" (100)	896 PPG / 237 PPL
	1-1/2" (150)	340 PPG / 90 PPL
	2" (200)	181 PPG / 48 PPL
Wetted Materials:		
Housing:	316 Stainless Steel	
Sleeve Bearings:	PTFE	
Thrust Bearing:	440C Stainless Steel	
Shaft:	316 Stainless Steel	
Rotor:	CD4MCu Stainless Steel	
Rotor Supports:	316 Stainless Steel	
Retaining Rings:	300 Series Stainless Steel	
Recommended Strainer Size:		
	1/2"	40 mesh
	3/4"	40 mesh
	1"	40 mesh
	1-1/2"	18 mesh
	2"	14 mesh
Frequency Output:	1/2" (051)*	125 - 1000 Hz
	3/4" (075)	100 - 1000 Hz
	3/4" (075E)	100 - 1000 Hz
	1" (100)	100 - 1000 Hz
	1-1/2" (150)	100 - 1000 Hz
	2" (200)	100 - 1000 Hz
Calibration Report	Comes standard with G Series meters. N.I.S.T. – Certification available.	

APPROVALS



* 1/2 in. (050) requires RF Pickup.

† ISO 228-1 designation is G.

♦ ISO 7-1 BSPT

Model GFT

150# RF ANSI Flange Fitting



GFT shown here
with GX510



For complete part number, see
"Meter Number Reference" for this section.

ACCURACY: ± 0.5%

Select Your Meter Size:

3/4 inch	1-1/2 inch	3 inch
1 inch	2 inch	



For Your Special Application Needs:

Model GFP
For Chemicals

(These models not available in 3 inch)

Model GFT HT
For High Temperatures



Sensor:

- Standard Pickup (3/4 to 3 inch turbines)

Electronics Options:

- GG510 (Display with Pulse Output)
- GX510 (Display with 4-20 mA Output)
- GA510 (4-20 mA Output)
- SC510 (Scaled Pulse Output)

SPECIFICATIONS

Design Type:	Turbine				
Housing Material:	316 Stainless Steel				
Meter Sizes Available:					
For GFT:	3/4"	1"	1-1/2"	2"	3"
For GFP:	3/4"	1"	1-1/2"	2"	—
For High Temperature:	3/4"	1"	1-1/2"	2"	—
Flow Range:	3/4" (075)	1.6 - 16 GPM (6.0 - 60 LPM)			
	3/4" (075E)	2.3 - 23 GPM (8.7 - 87 LPM)			
	1" (100)	6.7 - 67 GPM (25.2 - 252 LPM)			
	1-1/2" (150)	17.7 - 177 GPM (67.0 - 670 LPM)			
	2" (200)	33 - 330 GPM (125.0 - 1250 LPM)			
	3" (300)	60 - 600 GPM (227.1 - 2271 LPM)			
Accuracy (Linearity):	± 0.5%				
Repeatability:	± 0.1%				
Pressure Rating:	Flange Rule				
Operating Temperature Range:					
For Tungsten Carbide:	-100° F to +225° F (-74° C to +107° C)				
For SS/PTFE:	-450° F to +800° F (-268° C to +426° C)				
Typical K-Factor:	3/4" (075)	3,750 PPG / 991 PPL			
	3/4" (075E)	2,608 PPG / 689 PPL			
	1" (100)	896 PPG / 237 PPL			
	1-1/2" (150)	340 PPG / 90 PPL			
	2" (200)	181 PPG / 48 PPL			
	3" (300)	50 PPG / 13 PPL			
Wetted Materials (GFT):					
Housing:	316 Stainless Steel				
Sleeve Bearings:	Tungsten Carbide				
Thrust Bearing:	Tungsten Carbide				
Shaft:	Tungsten Carbide				
Rotor:	CD4MCu Stainless Steel				
Rotor Supports:	316 Stainless Steel				
Retaining Rings:	300 Series Stainless Steel				
Wetted Materials (GFP):					
Housing:	316 Stainless Steel				
Sleeve Bearings:	PTFE				
Thrust Bearing:	440C Stainless Steel				
Shaft:	316 Stainless Steel				
Rotor:	CD4MCu Stainless Steel				
Rotor Supports:	316 Stainless Steel				
Retaining Rings:	300 Series Stainless Steel				
Recommended Strainer Size:					
	3/4"	40 mesh			
	1"	40 mesh			
	1-1/2"	18 mesh			
	2"	14 mesh			
	3"	14 mesh			
Frequency Output:	3/4" (075)	100 - 1000 Hz			
	3/4" (075E)	100 - 1000 Hz			
	1" (100)	100 - 1000 Hz			
	1-1/2" (150)	100 - 1000 Hz			
	2" (200)	100 - 1000 Hz			
	3" (300)	50 - 500 Hz			
Calibration Report	Comes standard with G Series meters. N.I.S.T. - Certification available.				

APPROVALS



* Requires High Temp Pickup.

Model GSCPS

Standard Sanitary Clamp

**Model GSCPS**

Low Profile Sanitary Clamp



For complete part number, see
"Meter Number Reference" for this section.

ACCURACY: $\pm 0.5\%$

***GSCPS Stainless Steel
Precision Turbine Meter***

**Select Your Meter Size:**

- 1 inch Meter with 1-1/2 inch Fitting
- 1-1/2 inch Meter with 1-1/2 inch Fitting
- 2 inch Meter with 2 inch Fitting

SPECIFICATIONS

Design Type:	Turbine	
Housing Material:	316 Stainless Steel	
Meter Sizes Available (ID):	1" 1-1/2" 2"	
Meter ID:	1"	1-1/2" Fitting
	1-1/2"	1-1/2" Fitting
	2"	2" Fitting
Flow Range:	1" (100)	6.7 - 67 GPM (25.2 - 252 LPM)
	1-1/2" (150)	17.7 - 177 GPM (67.0 - 670 LPM)
	2" (200)	33 - 330 GPM (125.0 - 1250 LPM)
Accuracy (Linearity):	$\pm 0.5\%$	
Repeatability:	$\pm 0.1\%$	
Pressure Rating:	Limited by fitting size, clamp size & temp.	
Operating Temperature Range:		
For GSCPS:	-100° F to +225° F (-74° C to +107° C)	
SIP (up to 1 hour):	+285° F (+140° C)	
Typical K-Factor:	1" (100)	896 PPG / 237 PPL
	1-1/2" (150)	340 PPG / 90 PPL
	2" (200)	181 PPG / 48 PPL
Wetted Materials (SIP):		
Housing:	316 Stainless Steel	
Bearings & Bushings:	PEEK	
Shaft:	316 Stainless Steel	
Rotor:	CD4MCu Stainless Steel (Nickel Plated)	
Rotor Supports:	316 Stainless Steel	
Retaining Rings:	300 Series Stainless Steel	
Recommended Strainer Size:		
	1"	40 mesh
	1-1/2"	18 mesh
	2"	14 mesh
Frequency Output:	1" (100)	100 - 1000 Hz
	1-1/2" (150)	100 - 1000 Hz
	2" (200)	100 - 1000 Hz
Calibration Report	Comes standard with G Series meters. N.I.S.T. - Certification available.	

APPROVALS

GSCPS & "L" Option Meters carry a



Sanitary Rating.

Flowmeters for milk and milk products, Number 28-04.



This meter meets the strict 3-A Sanitary Standards using the new "Third Party Verification" (TPV) program. Our methods of design, construction and traceability of components have been reviewed and approved.


The internals of this meter are machined or polished to meet 3-A self-draining and cleaning requirements (Ra 32). The GSCPS Meter meets Clean in Place (CIP), Steam in Place (SIP) and Clean Out of Place (COP) requirements.

SANITARY CLAMP Precision Meters

G SERIES

Use this meter in pre-process applications where high accuracy is required without 3-A Approval.

Model GSCP Tri-Clover® Clamp



GSCP shown here
with Local Display



For complete part number, see
"Meter Number Reference" for this section.

ACCURACY: ± 0.5%

Select Your Meter Size:

- 1/2 inch Meter with 3/4 or 1 inch Fitting
- 3/4 inch Meter with 1-1/2 inch Fitting
- 1 inch Meter with 1-1/2 inch Fitting
- 1-1/2 inch Meter with 1-1/2 inch Fitting
- 2 inch Meter with 2 inch Fitting



Sensor Options:

- Low Drag Pickup (1/2 in. turbines)
- Standard Pickup (3/4 to 2 in. turbines)

Electronics Options:

- GG510 (Display with Pulse Output)
- GX510 (Display with 4-20 mA Output)
- GA510 (4-20 mA Output)
- SC510 (Scaled Pulse Output)

SPECIFICATIONS

Design Type:	Turbine				
Housing Material:	316 Stainless Steel				
Meter Sizes Available (ID):	1/2"	3/4"	1"	1-1/2"	2"
Meter ID:	1/2"	3/4" Fitting			
	1/2"	1" Fitting			
	3/4"	1-1/2" Fitting			
	1"	1-1/2" Fitting			
	1-1/2"	1-1/2" Fitting			
	2"	2" Fitting			
Flow Range:	1/2" (050) [†]	0.6 - 6 GPM	(2.2 - 22 LPM)		
	1/2" (051)	0.8 - 6 GPM	(3.0 - 22 LPM)		
	3/4" (075)	1.6 - 16 GPM	(6.0 - 60 LPM)		
	3/4" (075E)	2.3 - 23 GPM	(8.7 - 87 LPM)		
	1" (100)	6.7 - 67 GPM	(25.2 - 252 LPM)		
	1-1/2" (150)	17.7 - 177 GPM	(67.0 - 670 LPM)		
	2" (200)	33 - 330 GPM	(125.0 - 1250 LPM)		
Accuracy (Linearity):	± 0.5%				
Repeatability:	± 0.1%				
Pressure Rating:	Limited by fitting size, clamp size & temp.				
Operating Temperature Range:	-100° F to +185° F (-74° C to +85° C)				
Typical K-Factor:	1/2" (050) [†]	10,000 PPG / 2642 PPL			
	1/2" (051)	10,000 PPG / 2642 PPL			
	3/4" (075)	3,750 PPG / 991 PPL			
	3/4" (075E)	2,608 PPG / 689 PPL			
	1" (100)	896 PPG / 237 PPL			
	1-1/2" (150)	340 PPG / 90 PPL			
	2" (200)	181 PPG / 48 PPL			
Wetted Materials:					
Housing:	316 Stainless Steel				
Sleeve Bearings:	PTFE				
Thrust Bearing:	440C Stainless Steel				
Shaft:	316 Stainless Steel				
Rotor:	CD4MCu Stainless Steel				
Rotor Supports:	316 Stainless Steel				
Retaining Rings:	300 Series Stainless Steel				
Recommended Strainer Size:					
	1/2"	40 mesh			
	3/4"	40 mesh			
	1"	40 mesh			
	1-1/2"	18 mesh			
	2"	14 mesh			
Frequency Output:	1/2" (050)	100 - 1000 Hz			
	1/2" (051)	125 - 1000 Hz			
	3/4" (075)	100 - 1000 Hz			
	3/4" (075E)	100 - 1000 Hz			
	1" (100)	100 - 1000 Hz			
	1-1/2" (150)	100 - 1000 Hz			
	2" (200)	100 - 1000 Hz			
Calibration Report	Comes standard with G Series meters. N.I.S.T. – Certification available.				

[†] GSCP-050 requires RF Pickup.

Magnetic Pickups



When choosing a magnetic pickup, the turbine meter and electronics are generally already known. Electronics can be either Local or Remote. Remote electronics include FLOMEC® Remote Displays or output to customer supplied equipment. Follow these 3 steps when choosing a magnetic pickup then see the Specification Table for further details.



1
Select your size:
1/2 inch or
3/4 to 3 inch



2
Choose: Local or Remote/Output
Local uses a wire lead pickup.
Remote/Output requires a connector.




3
What's your signal type:
Sine Wave or Square Wave
Sine Wave - has no sensor power, can be used with battery powered displays.
Square Wave - sensor power is required.

1/2 INCH METER SIZES								Magnetic Pickups work with...		
Description	Part Number	Sensor Power	Temperature Range	Cable Type	Connector Required	Cable Length	Thread Size	Local	Remote	Battery Pwr Display
Wire Lead Low Drag	81006001	None	-100° F to +250° F (-73° C to +121° C)	None	None	12 in. (30.5 cm)	5/8" - 18	X		Yes
Low Drag	81006000	None	-100° F to +250° F (-73° C to +121° C)	S	80001200	N/A	5/8" - 18		X	Yes
High Temp., Low Drag (10 ft. cable)	81007001	None	-450° F to +800° F (-268° C to +426° C)	None	None	10 ft. (24.4 cm)	5/8" - 18		X	Yes
* RF (required for GNP-050, GTP-050 & GSCP-050)	81005002	7-30 VDC	-40° F to +248° F (-29° C to +120° C)	D	80001202	N/A	5/8" - 18		X	No

3/4 TO 3 INCH METER SIZES								Magnetic Pickups work with...		
Description	Part Number	Sensor Power	Temperature Range	Cable Type	Connector Required	Cable Length	Thread Size	Local	Remote	Battery Pwr Display
Wire Lead Standard	81003000	None	-100° F to +250° F (-73° C to +121° C)	None	None	12 in. (30.5 cm)	5/8" - 18	X		Yes
Standard	81001000	None	-100° F to +250° F (-73° C to +121° C)	S	80001200	N/A	5/8" - 18		X	Yes
Herm / High Temperature	81002000	None	-450° F to +258° F (-268° C to +125° C)	S	80001200	N/A	5/8" - 18		X	Yes
High Temperature, Standard	81007000	None	-450° F to +800° F (-268° C to +426° C)	None	None	3 ft. (0.91 m)	5/8" - 18		X	Yes
▲* Digital (Di-Mag)	81004000	5-32 VDC	-40° F to +248° F (-29° C to +120° C)	D	80001202	N/A	5/8" - 18		X	No

▲ Pulls up to 10 VDC (Max) * Externally powered pickups for pulse output only.

Pickup Enclosures



Pickup Enclosures are optional on G Serie Meters. Choose from four pickup enclosures. Models N4A and N4S are weather-proof enclosures. For explosion-proof enclosures, choose N7A for the enclosure without terminal strip or the N7AT with terminal strip.

ENCLOSURES – PART NUMBERS	
Description	Part Number
N4AWP - Weatherproof magnetic pickup steel enclosure	80001101
N4SWP - Weatherproof magnetic pickup 316 S.S. enclosure	80001105
N7AXP - Explosion-proof pickup enclosure (NEMA 7D)	80001100
N7ATXP - Explosion-proof pickup enclosure w/terminal strip (NEMA 7D)	80001102
Optional Spacer	42825524


Connectors



Connectors are included with FLOMEC® cable assemblies. If you need replacement connectors, choose from the following:

CONNECTORS – PART NUMBERS	
Description	Part Number
Standard mating connector (2 pin) used on Type S and T cable assemblies	80001200
Water resistant connector (2 pin) used on Type H cable assembly	80001201
Di-Mag connector (3 pin) used on Type D cable assembly	80001202

Cable Assemblies



FLOMEC® Cable Assemblies include the connector.

CABLE ASSEMBLY – PART NUMBERS			
Type "S" Standard Cable (2 Conductor)		Type "H" Water Resistant (2 Conductor)	
Cable Length	Part No.	Cable Length	Part No.
8 in. (20.7 cm)	83001001	8 in. (20.7 cm)	83003001
5 ft. (1.52 m)	83001005	5 ft. (1.52 m)	83003005
10 ft. (3.04 m)	83001010	10 ft. (3.04 m)	83003010
15 ft. (4.57 m)	83001015	15 ft. (4.57 m)	83003015
20 ft. (6.09 m)	83001020	20 ft. (6.09 m)	83003020
25 ft. (7.62 m)	83001025	25 ft. (7.62 m)	83003025
30 ft. (9.35 m)	83001030	30 ft. (9.35 m)	83003030
40 ft. (12.19 m)	83001040	40 ft. (12.19 m)	83003040
50 ft. (15.24 m)	83001050	50 ft. (15.24 m)	83003050
75 ft. (22.86 m)	83001075	75 ft. (22.86 m)	83003075
100 ft. (30.48 m)	83001100		
125 ft. (38.1 m)	83001125		
Type "D" Di-Mag or RF (3 Conductor)		Type "T" High Temperature (2 Conductor)	
Cable Length	Part No.	Cable Length	Part No.
8 in. (20.7 cm)	83002001	8 in. (20.7 cm)	83004001
5 ft. (1.52 m)	83002005	5 ft. (1.52 m)	83004005
10 ft. (3.04 m)	83002010	10 ft. (3.04 m)	83004010
15 ft. (4.57 m)	83002015	15 ft. (4.57 m)	83004015
20 ft. (6.09 m)	83002020	20 ft. (6.09 m)	83004020
25 ft. (7.62 m)	83002025	25 ft. (7.62 m)	83004025
30 ft. (9.35 m)	83002030	30 ft. (9.35 m)	83004030
40 ft. (12.19 m)	83002040	40 ft. (12.19 m)	83004040
50 ft. (15.24 m)	83002050	50 ft. (15.24 m)	83004050
75 ft. (22.86 m)	83002075	75 ft. (22.86 m)	83004075